

For advisers

Our new
platform

nucleus^o
platform

Business MI
and reporting

 3 minute read



Business MI and reporting

AUM	4
Product summary	6
Adviser charges	7
Client summary	9
Adviser flows / movement	11

How to use this document



Important information will look like this.

Key messages

Key messages will look like this.



Useful info will look like this.



We recommend using the zoom function to view the details on the platform screens in this guide.

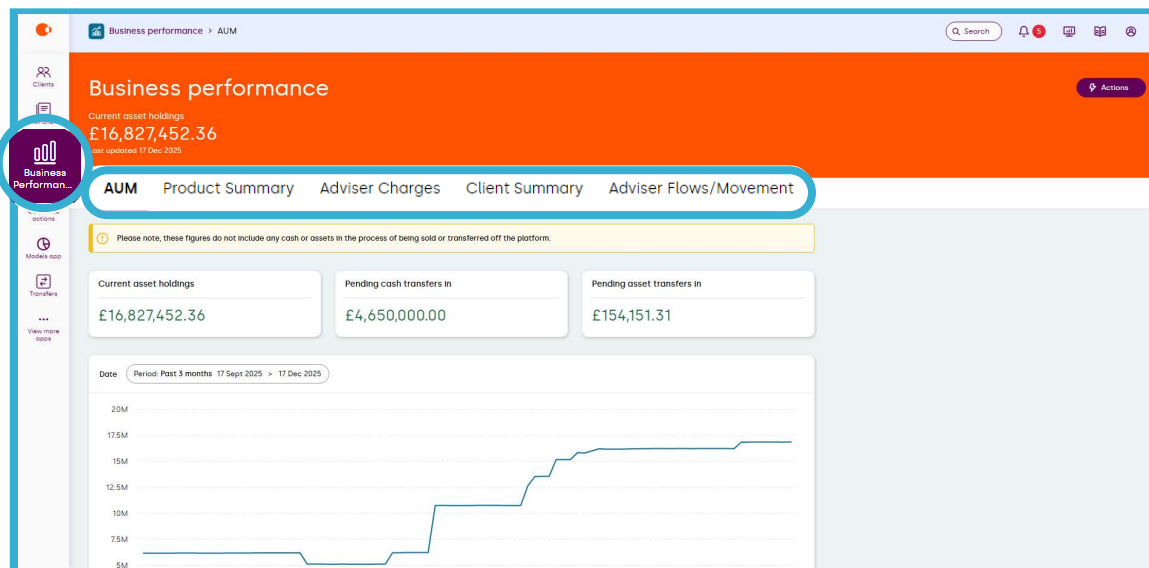
Business MI and reporting

From the home page select the **'Business performance'** app on the left-hand side.

On the landing page you'll be able to navigate between **'AUM'**, **'Product summary'** and **'Client summary'**.

Master users will also be able to view **'Adviser charges'** and **'Adviser flows/movements'**.

This guide is demonstrated using an adviser user with master role permissions.



AUM

This page will show you the current asset holdings across your network including pending cash and asset transfers in.

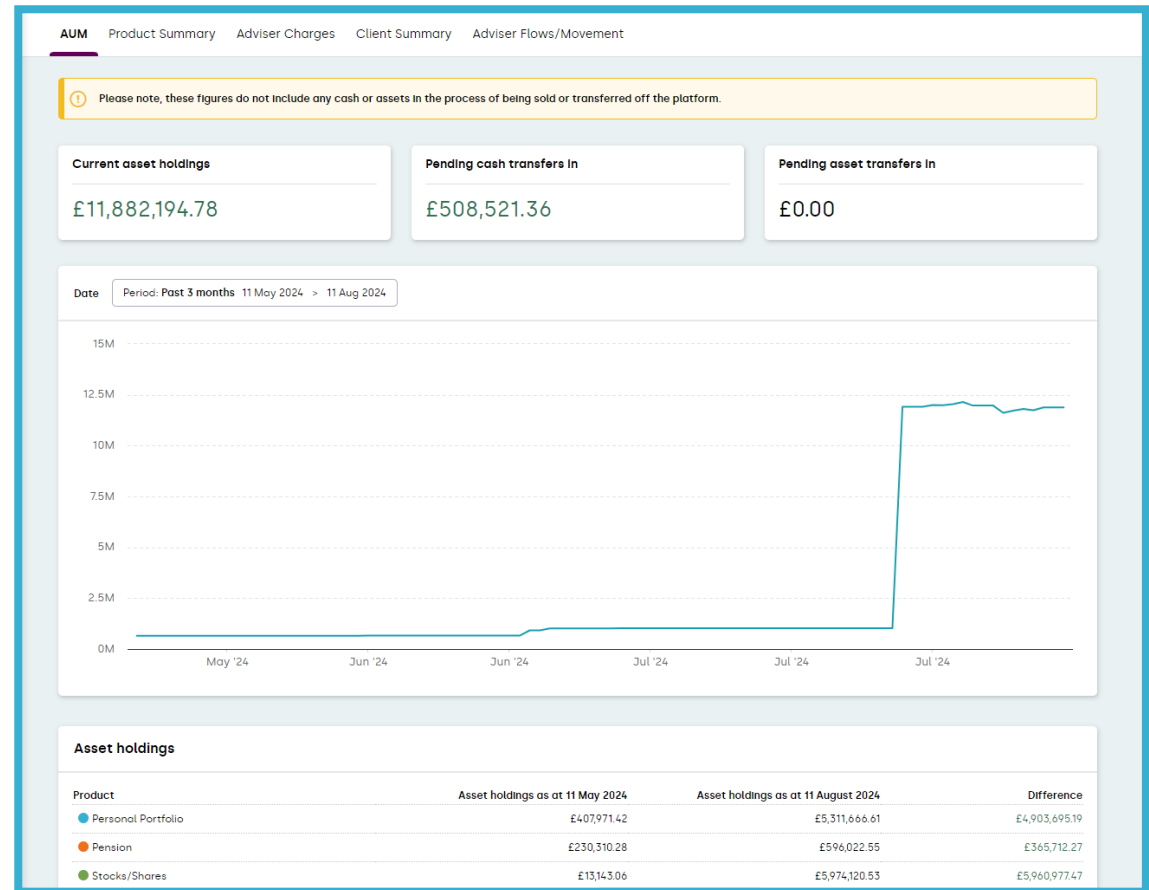


The pending transfer values are taken from the estimated transfer value used on the transfer applications.

Key message

These figures don't include any cash or assets in the process of being sold or transferred off the platform.

When you scroll down, the figures are displayed in a graph and table format, broken down by product.



The date range you view can be customised by selecting the date period.

The report default date range is the past three months. Alternatively, you can customise the date range.

Business Performance > AUM

Please note, these figures do not include any cash or assets in the process of being sold or transferred off the platform.

Current asset holdings
£11,882,194.78

Date: Period: Past 3 months

15M
12.5M
10M
7.5M
5M
2.5M
0M

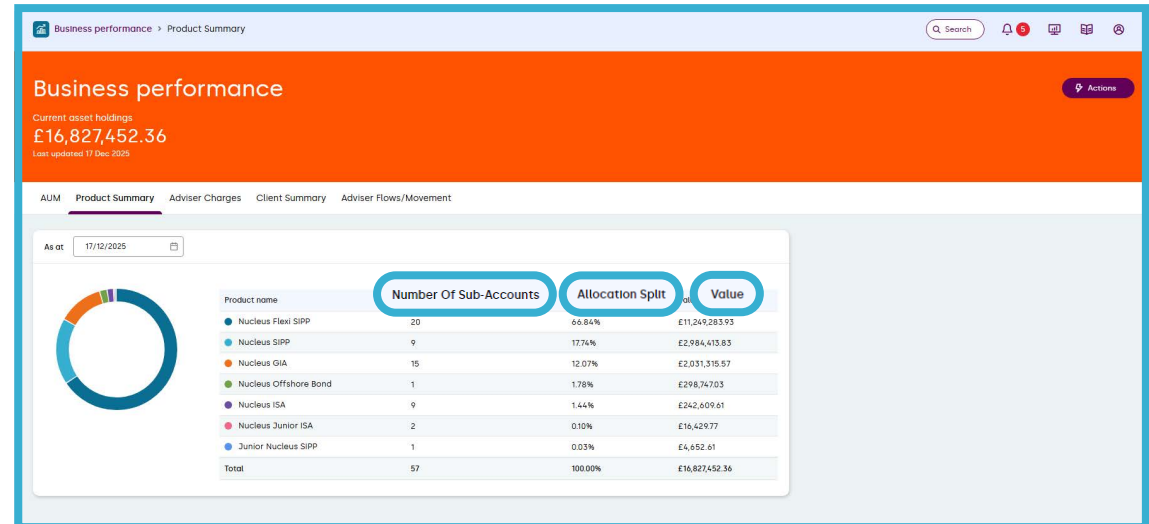
May '24 Jun '24 Jul '24

Asset holdings

Product	Asset holdings as at 11 May 2024	Asset holdings as at 11 August 2024	Difference
Personal Portfolio	£407,971.42	£5,311,666.61	£4,903,695.19

Product summary

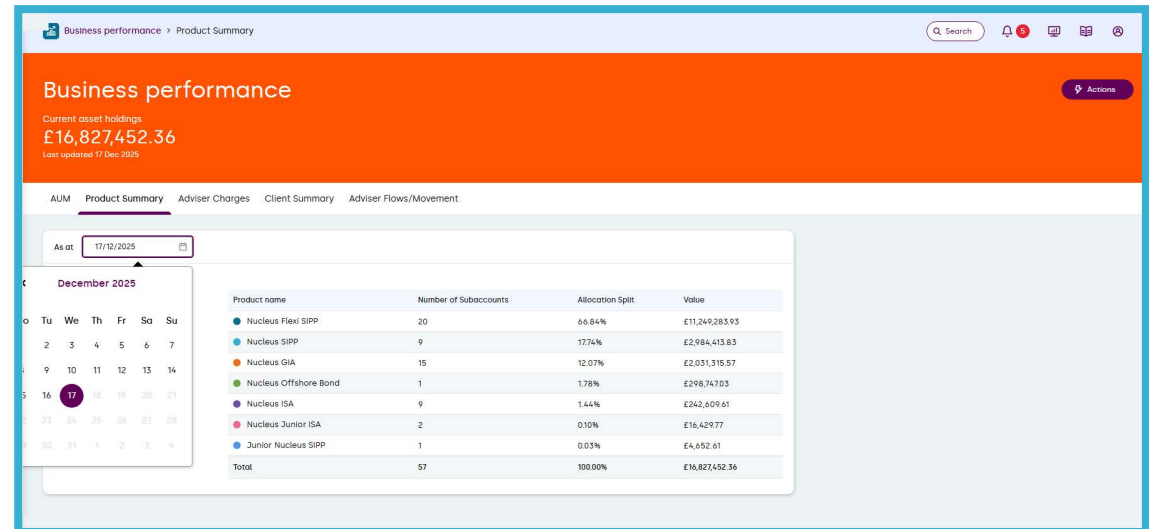
This screen will break down your AUM by product, giving you information about the number of **'Sub-accounts'**, **'Allocation split'** and **'Value'**.



The summary will default to the previous day, but the date can be customised.

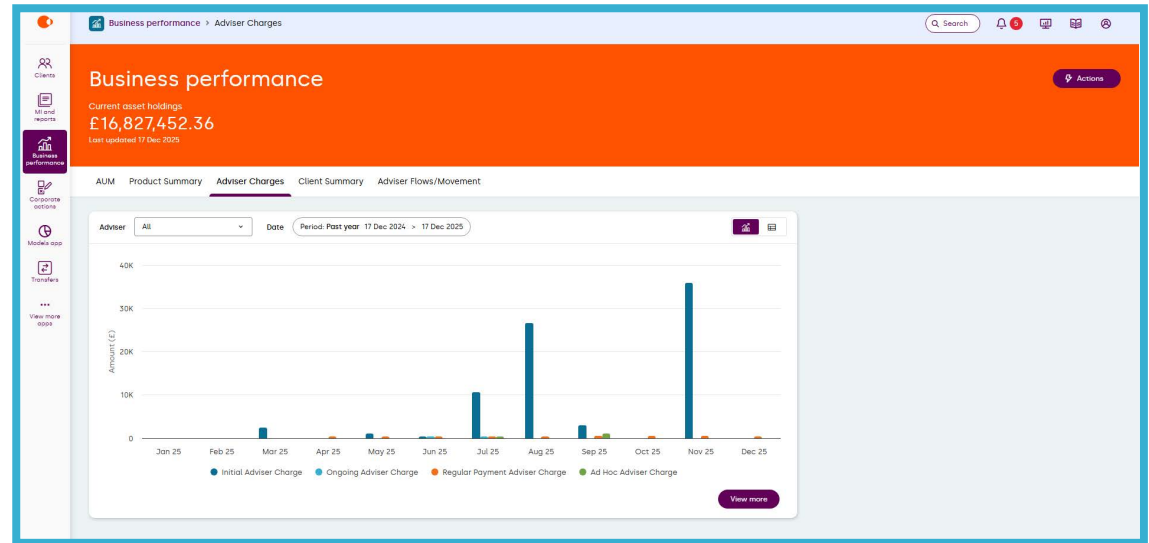


Selecting the product name will bring up a list of the sub accounts included in the summary.

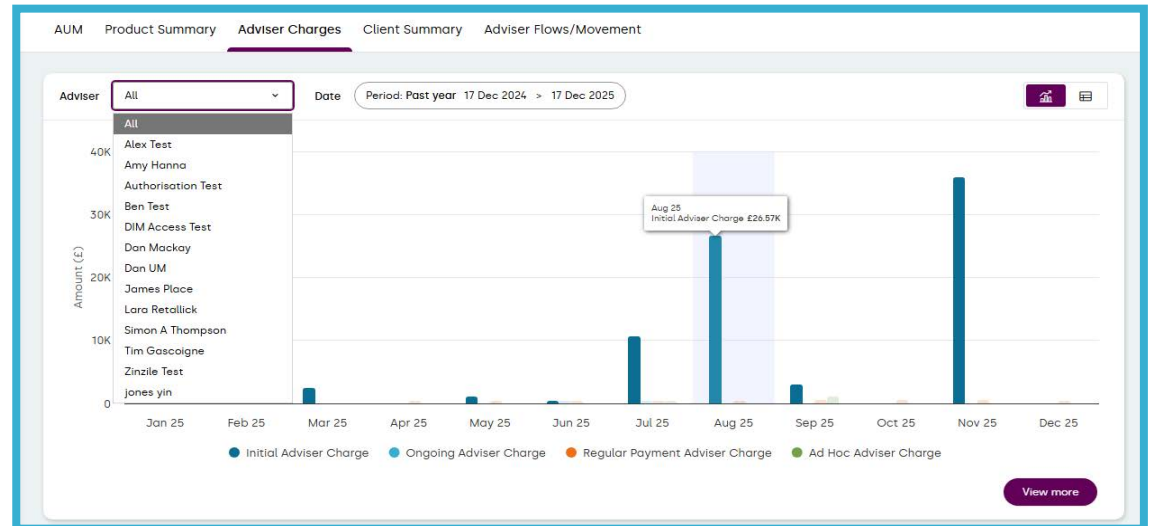


Adviser charges

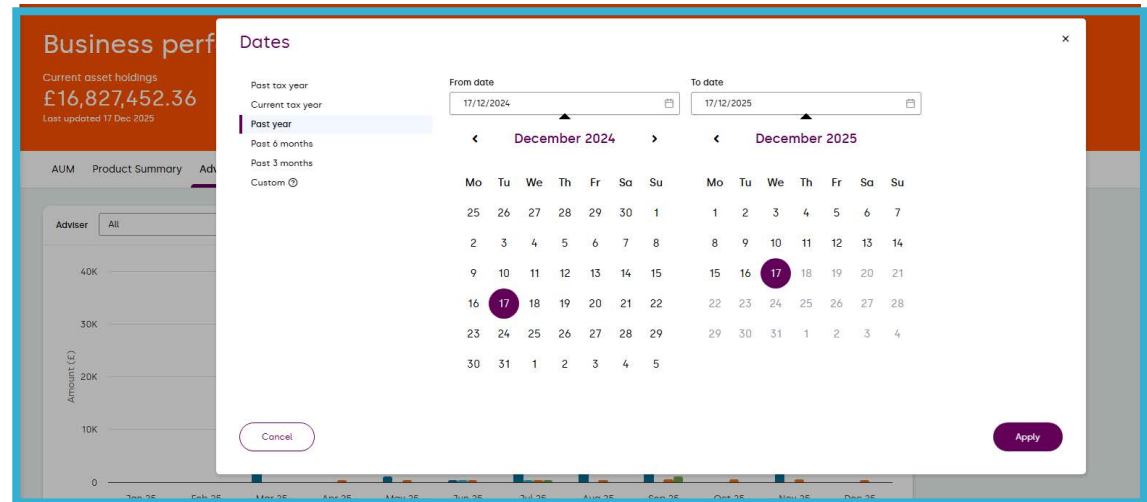
This page will give you a summary of the adviser charges for your business.



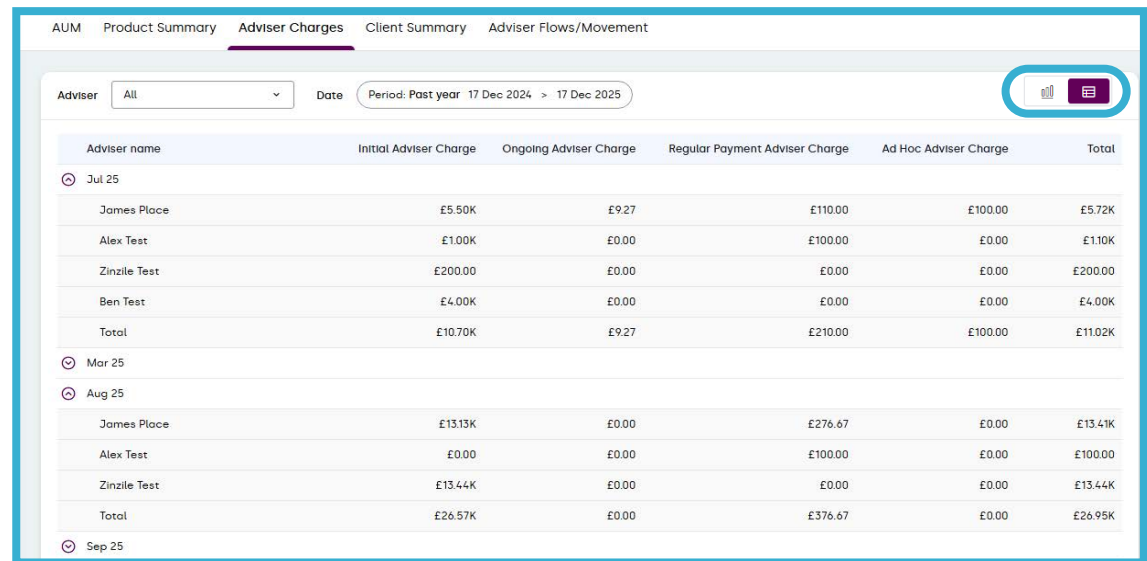
You can choose all advisers or specify an individual.



You can customise the date range. The report defaults to the past year, but there are other presets available.



You can change from a 'graph view' to a 'table view' by selecting the table at the top right of the data.

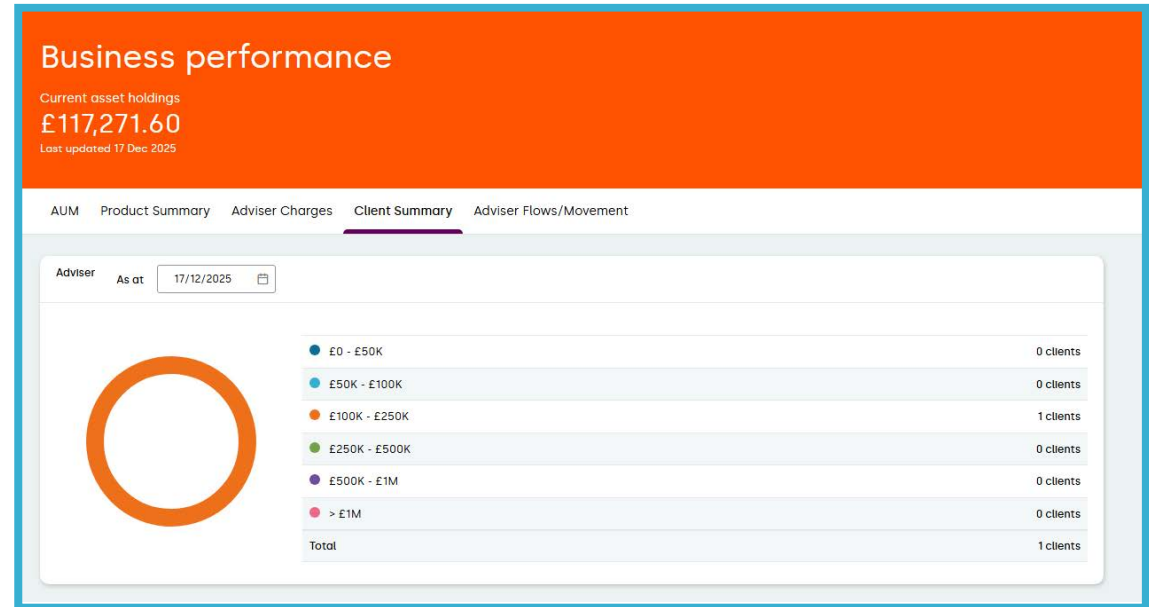


Client summary

This page will highlight the segmentation of your clients by account value.

Key message

Selecting the number of clients will bring up details of the clients that are counted.



You can choose all advisers or specify an individual.

The screenshot shows the 'Client Summary' page with the 'Adviser' dropdown menu open. The menu lists the following advisers:

- All
- ABR Training (JHPDAAAAC0000008)
- Admin Role two (JHPDAAAAC0000010)
- Amy Hanna (JHPDAAAAC0000016)
- Craig McTest (JHPDAAAAC0000018)
- Emily Prendeville Test (JHPDAAAAC0000009)
- Example Adviser (JHPDAAAAC0000004)
- Harrison Peacock (JHPDAAAAC0000005)
- Jane Example (JHPDAAAAC0000019)
- JM Test Adviser (JHPDAAAAC0000001)
- Karl Bryant (JHPDAAAAC0000023)
- Loretta Flack (JHPDAAAAC0000013)
- Mitchell Pursall (JHPDAAAAC0000015)
- Raymond James (JHPDAAAAC0000006)
- Sam Burns (JHPDAAAAC0000022)
- Test ZM Adviser (JHPDAAAAC0000002)
- Thomas Thorpe (JHPDAAAAC0000020)
- Tom Camfield (JHPDAAAAC0000014)
- Zi Mavindize (JHPDAAAAC0000011)
- Zi Mavindize (JHPDAAAAC0000012)

The 'As at' date is 11/08/2024. The table on the right shows client counts for various advisers:

	28 clients
	0 clients
	2 clients
	1 clients
	0 clients
	1 clients
	32 clients

The summary will default to the previous day, but the date can be customised.

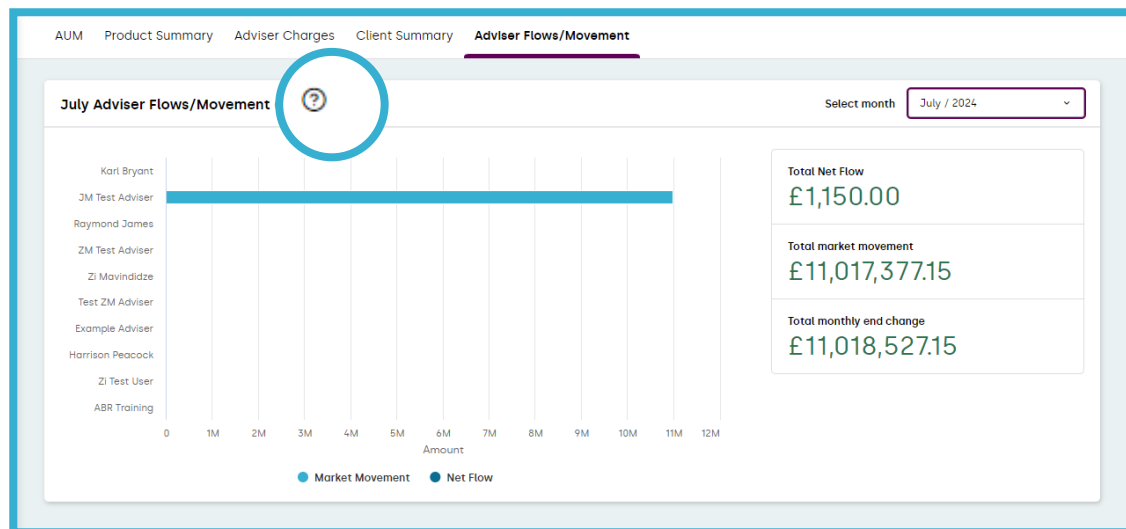
The screenshot shows the 'Client Summary' page with a donut chart and a calendar. The donut chart displays asset value distribution across six categories:

- £0 - £50K
- £50K - £100K
- £100K - £250K
- £250K - £500K
- £500K - £1M
- > £1M

The 'As at' date is 11/08/2024. The calendar shows August 2024 with the 11th selected.

Adviser flows/movement

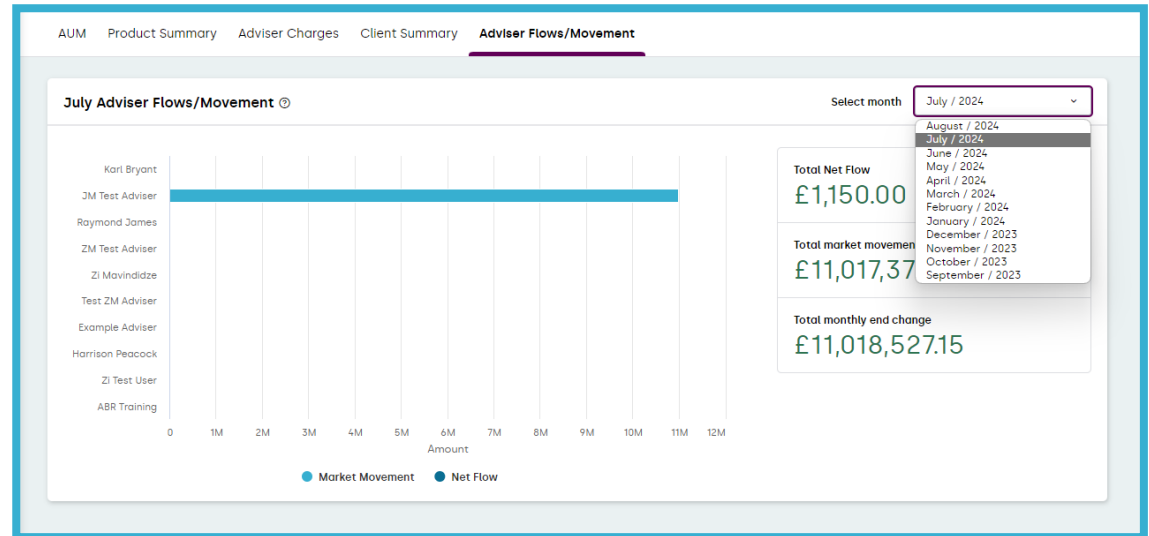
This page will give an overview of adviser flows and market movement over a month.





Selecting the 'question mark' gives you the following hint.


This shows the total net flow and market movement in £ on a monthly basis. Where relevant, the total is displayed against a maximum of 10 other advisers, from those you have permission to view, who had the largest total net flow for the month specified. Net flow refers to the total money that has come in and out of the platform for accounts the adviser is responsible for. Market movement refers to the total investment growth or investment loss per month.

You can choose any of the previous 12 months to view.



 03455 212 414

 ask@nucleusfinancial.com

 nucleusfinancial.com

For literature in alternative formats, such as Braille, large print, audio or E-text, please call us on 03455 212 414, or via the Tynetalk service on 18001 03455 212 414.

"Nucleus" is the trading name for Nucleus Financial Platforms Limited (NFPL) (registered in England, number 06033126), Nucleus Group Services Limited (NGSL) (registered in England, number 02538532); James Hay Services Limited (JHS) (registered in Jersey, number 77318); James Hay Administration Company Limited (JHAC) (registered in England, number 04068398); James Hay Pension Trustees Limited (JHPT) (registered in England, number 01435887); James Hay Wrap Managers Limited (JHWM) (registered in England, number 04773695); James Hay Wrap Nominee Company Limited (JHWNC) (registered in England, number 07259308); Nucleus Financial Services Limited (NFS) (registered in England, number 05629686). NFPL, NFS, NGSL, JHAC, JHPT, JHWM, JHWNC have their registered office at Suite B & C, First Floor, Milford House, 43-55 Milford Street, Salisbury, SP1 2BP. JHS has its registered office at Aztec Group House, IFC6, The Esplanade, St Helier, Jersey, JE4 0QH. JHAC, JHWM and NFS are authorised and regulated by the Financial Conduct Authority. NFPL, NGSL, NFS, JHWM, JHPT, JHAC and JHS are members of a VAT group with VAT registration number 514 0358 80. All companies are wholly owned subsidiaries of NFPL. Further details of the Nucleus Group can be found at nucleusfinancial.com. (12/25?)