

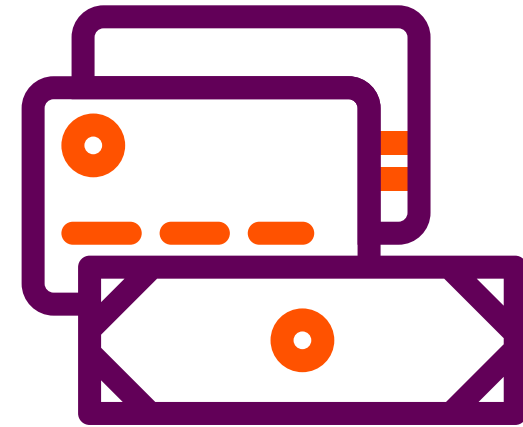
For customers

Our new  
platform

# nucleus<sup>o</sup> platform

## How to make a regular withdrawal

🕒 2 minute read



## How to make a regular withdrawal

How to make a regular withdrawal	3
Withdrawal details	4
Review	6
Confirmation	7

### How to use this document



Important information will look like this.

Key messages

Key messages will look like this.



Useful info will look like this.



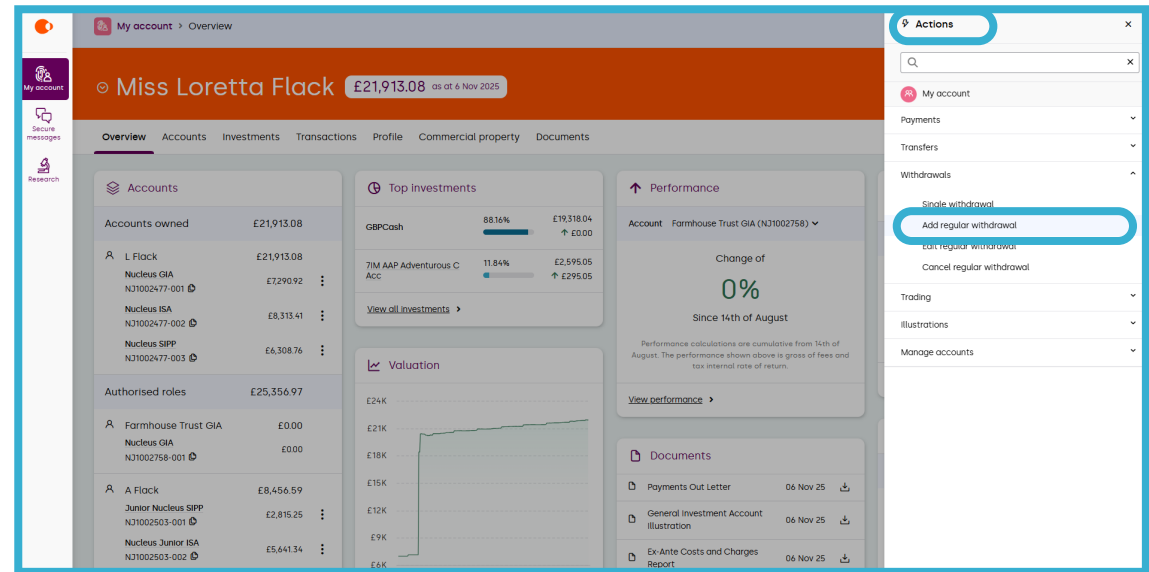
We recommend using the zoom function to view the details on the platform screens in this guide.

## How to make a regular withdrawal

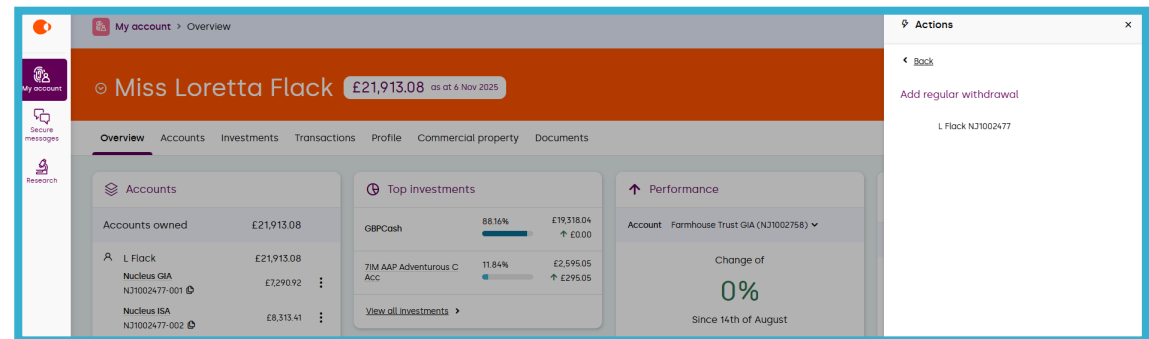
This process is the same for both a GIA and ISA. This guide follows the steps for an ISA product

Once logged into your account, you'll arrive at your overview page.

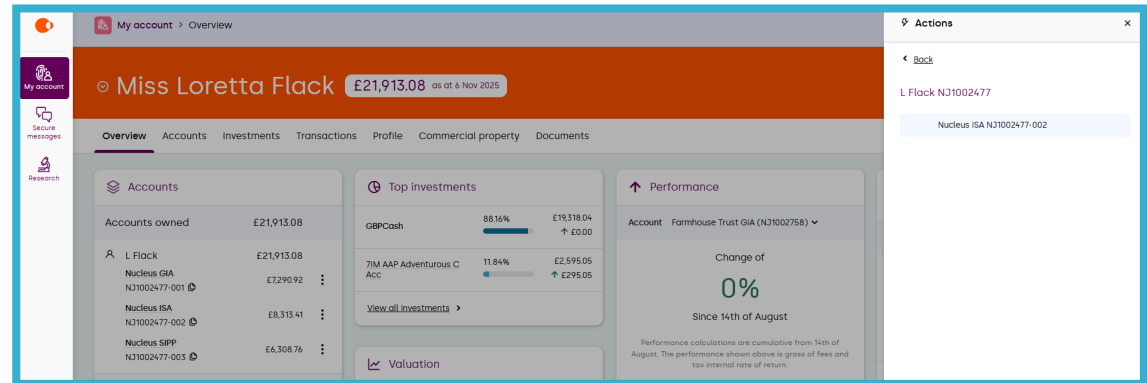
To add a regular withdrawal, select the **'Actions'** button in the top right-hand corner of the screen. Then under the heading **'Withdrawals'** select **'Add regular withdrawal'**.



Select the account to make the withdrawal from.



Then select the product you'd like to withdraw funds from.



## Withdrawal details

Add the '**Withdrawal amount**', '**Frequency**' and '**First withdrawal date**'.

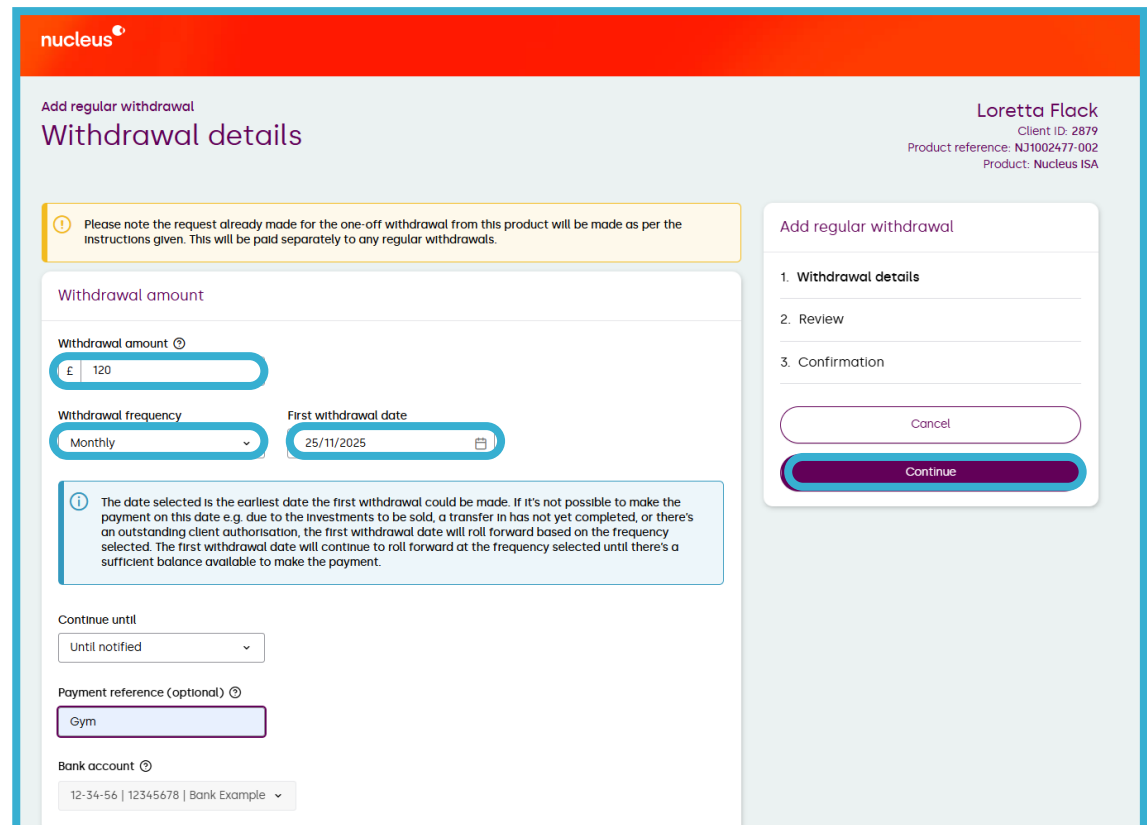
Add a date if you want the regular withdrawal to have an expiry date.

Add a payment reference if required.

Check the bank account is correct.



You can add an additional bank account back on your overview page, under the '**Profile**' tab, and then select '**Bank accounts**'.



Confirm where the funds will be withdrawn from, either available cash and/or current assets.

Then select '**Continue**'.

Continue until  
Until notified

Payment reference (optional) ⓘ  
Gym

Bank account ⓘ  
12-34-56 | 12345678 | Bank Example

Investments to sell

Withdrawal amount Monthly  
£120.00

Investment name	Available to sell	Estimated amount to withdraw ⓘ	Sell all ⓘ
Cash	£541.87	£ 0	<input type="checkbox"/>
<a href="#">ZIM AAP Adventurous C Acc</a>	£2,256.54	£ 0120	<input type="checkbox"/>
<b>Total</b>		<b>£120.00</b>	

Cancel

Continue

## Review

Review the withdrawal details for accuracy. You can make any changes using the 'pencil' icons.

You can download the ISA Illustration for information purposes.

The screenshot shows the 'Review' stage of adding a regular withdrawal to a Nucleus ISA. The page is titled 'Add regular withdrawal' and 'Review'. Client details for Loretta Flack are shown in the top right. The main content is divided into three sections: 'Regular withdrawal', 'Investments to sell', and 'Supporting documents'. The 'Regular withdrawal' section contains a table with details like amount (£120.00), frequency (Monthly), and date (15 Jan 2026). The 'Investments to sell' section shows a table with one investment, '7IM AAP Adventurous C Acc', with a regular withdrawal allocation of £120.00. The 'Supporting documents' section has a link to 'ISA Illustration'. On the right, a progress bar shows three steps: '1. Withdrawal details' (checked), '2. Review' (current), and '3. Confirmation'. Below the progress bar are 'Cancel' and 'Submit' buttons.

**nucleus**

Add regular withdrawal

**Review**

Loretta Flack  
Client ID: 2879  
Product reference: NJ1002477-002  
Product: Nucleus ISA

**Nucleus ISA**

Regular withdrawal

Withdrawal amount	£120.00
Withdrawal frequency	Monthly
First withdrawal date	15 Jan 2026
Continue until	Until notified
Reference	Gym
Bank account	12-34-56   12345678   Miss L Flack

Investments to sell

Investment	Regular withdrawal allocation
7IM AAP Adventurous C Acc	£120.00
<b>Estimated net order value</b>	£120.00

Supporting documents

[ISA Illustration](#)

Add regular withdrawal

1. Withdrawal details ✓
2. **Review**
3. Confirmation

Cancel

Submit

Read the declaration and tick to confirm.


Then select '**Submit**' to complete the regular withdrawal application.

The screenshot shows a form titled 'Declarations' with a sub-section 'Investments'. It contains a checked checkbox for the statement: 'I authorise Nucleus and its agents to deal directly with the providers and issuers of investments held and their agents in order to carry out my investment instructions.' Below this is a 'Confirm all' button, also with a checked checkbox.


## Confirmation

A confirmation message will appear to indicate that your regular withdrawal has been submitted.

The screenshot shows a confirmation page with a red header containing the 'nucleus' logo. The page title is 'Add regular withdrawal Confirmation'. On the right, it displays the user's name 'Loretta Flack', 'Client ID: 2879', 'Product reference: NJ1002477-002', and 'Product: Nucleus ISA'. The main content area shows 'Instruction complete' with a green checkmark icon and the message: 'Your regular withdrawal instruction has been submitted'. Below this, the name 'Miss Loretta Flack' and 'Nucleus ISA: NJ1002477-002' are displayed. A 'Back to dashboard' button is located at the bottom.

 03455 212 414

 [ask@nucleusfinancial.com](mailto:ask@nucleusfinancial.com)

 [nucleusfinancial.com](https://nucleusfinancial.com)

**For literature in alternative formats, such as Braille, large print, audio or E-text, please call us on 03455 212 414, or via the Typetalk service on 18001 03455 212 414.**

"Nucleus" is the trading name for Nucleus Financial Platforms Limited (NFPL) (registered in England, number 06033126), Nucleus Group Services Limited (NGSL) (registered in England, number 02538532); James Hay Services Limited (JHS) (registered in Jersey, number 77318); James Hay Administration Company Limited (JHAC) (registered in England, number 04068398); James Hay Pension Trustees Limited (JHPT) (registered in England, number 01435887); James Hay Wrap Managers Limited (JHWM) (registered in England, number 04773695); James Hay Wrap Nominee Company Limited (JHWNC) (registered in England, number 07259308); Nucleus Financial Services Limited (NFS) (registered in England, number 05629686). NFPL, NFS, NGSL, JHAC, JHPT, JHWM, JHWNC have their registered office at Suite B & C, First Floor, Milford House, 4355 Milford Street, Salisbury, SP1 2BP. JHS has its registered office at Aztec Group House, IFC6, The Esplanade, St Helier, Jersey, JE4 0QH. JHAC, JHWM and NFS are authorised and regulated by the Financial Conduct Authority. NFPL, NGSL, NFS, JHWM, JHPT, JHAC and JHS are members of a VAT group with VAT registration number 514 0358 80. All companies are wholly owned subsidiaries of NFPL. Further details of the Nucleus Group can be found at [nucleusfinancial.com](https://nucleusfinancial.com). (12/25)