

For advisers

Our new  
platform

**nucleus**<sup>o</sup>  
platform

## Capital Gains Scenario Tool (CGST)

🕒 2 minute read



## Capital Gains Scenario Tool (CGST)

Capital Gains Scenario Tool (CGST)	5
Disinvest fund manually	7
Disinvesting to reach a target	8

### How to use this document



Important information will look like this.

Key messages

Key messages will look like this.



Useful info will look like this.

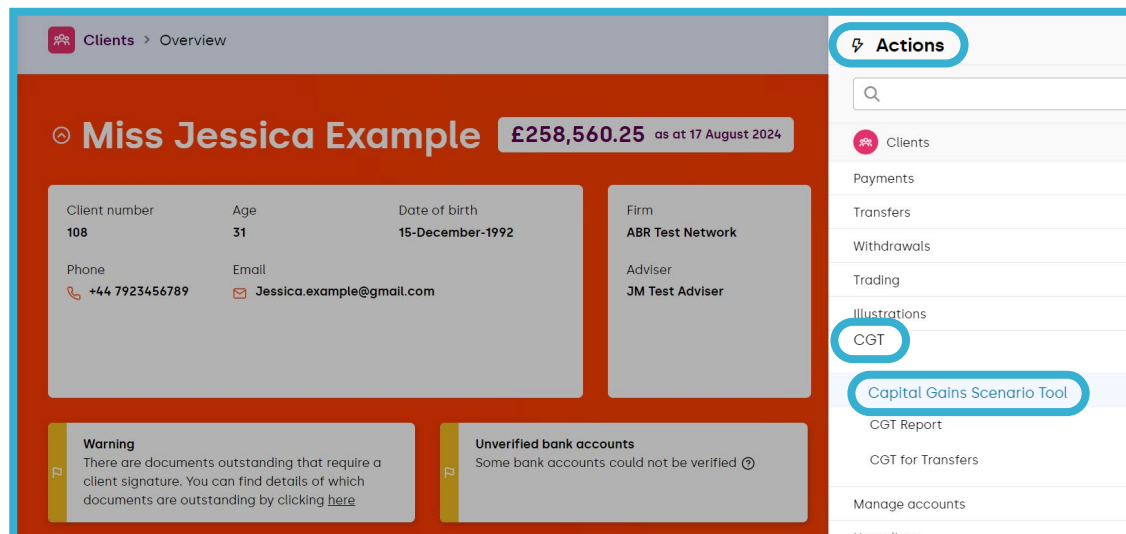


We recommend using the zoom function to view the details on the platform screens in this guide.

## Capital Gains Scenario Tool (CGST)

You'll first need to your client. Please refer to the guides on our website to search for a client or create a new client.

To access the Capital Gains Tool, on the client home page, select **'Actions'**, **'CGT'** and then **'Capital Gains Scenario Tool'**.

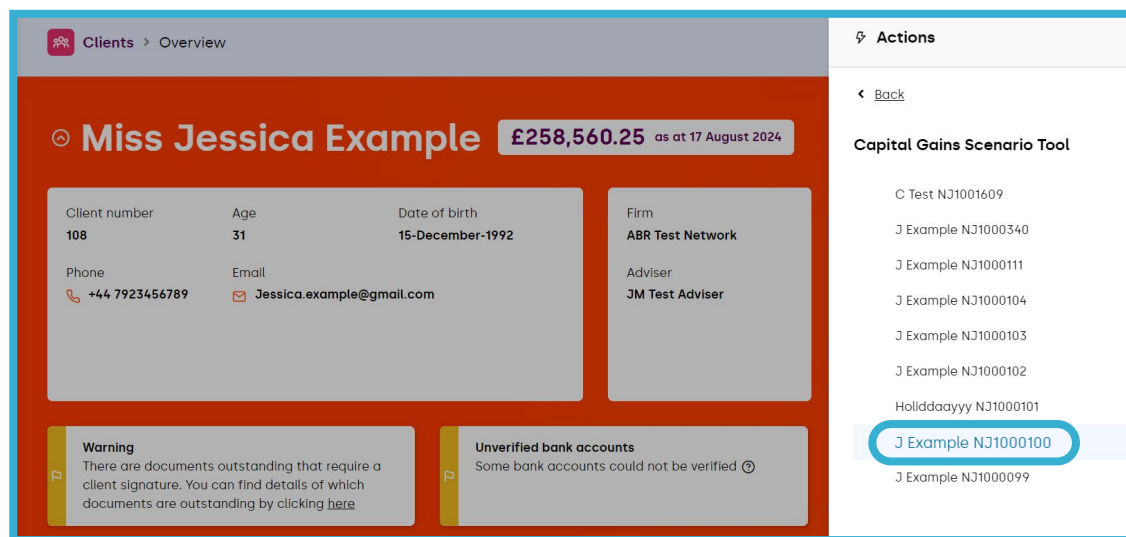


Select the account you wish to run the scenario for.

### Key message

Calculations in the tool will default at client level (not product level).

Calculations and reports will be based on all assets held within all taxable accounts held by the individual client.





If this is the first time you've used the CGST tool, you'll need to read and accept the disclaimer to proceed.

**This Tool doesn't take account of:**

- Assets which are not held on the Platform.
- Transactions in progress.
- Pre April 2008 exemptions and reliefs such as Indexation and Taper Relief.

Accept

Decline

## Capital Gains Scenario Tool (CGST)

The first part of the section will calculate the capital gains position for the client across all their accounts.

You can manually add any external realised losses/gains and any allowable losses brought forward.



You can show/collapse subaccounts to see the breakdown of losses/gains.

Once all fields are complete select the **'Save'** button.



This will save the data indefinitely, until it's cleared or updated later.



You can select from PDF or Excel printing option at the top of the page.

### Capital Gains Scenario Tool

J Example - NJ1000100 , last simulated scenario was conducted on: 19/09/2024 16:36:26

Print options Edit Cancel **Save**

Current tax year  
2024/2025

Annual CGT Allowance (£)  
3000.00

Realised gain / loss (£)  
914

Unrealised gain / loss (£)  
-16.47

Show/Collapse Subaccounts

External realised losses (£)  
0.00

External realised gain (£)  
3,500.00

Net realised gain/loss (£)  
3,509.14

Allowable losses brought forward (£)  
0.00

Current year allowance remaining (£)  
0.00

Allowable losses remaining (£)  
0.00

Amount subject to CGT (£)  
509.14

The second part of the screen is the **What If** section. Sell assets to reach a CGT target.

### Key message

You can model various scenarios and see the subsequent CGT implications.

Select the account you wish to use in the calculation from the drop-down menu.

Tick the box if you wish to include model portfolios in the scenario.

For this Personal portfolio:

NJ1000100-001

I want to:

Include Model Portfolios in scenario

Disinvest funds manually

Disinvest to reach Capital Gains Target (£)

2,990.86

Disinvest to reach Specific Proceeds Value (£)

Disinvest to dispose of a % of portfolio

## Calculation options

### Disinvest fund manually

Select if you want to sell assets manually. You can enter either a monetary value or units into the sell fields.

De-select any assets that you might want to exclude.

Then select **'Calculate'**. This will return results at the bottom of the page, on the gain/loss for each asset, and total gain/loss figure of all assets you have chosen for the calculation.

Return to the top of the page and select 'save' or continue to the dealing screens.

For this Personal portfolio:  
 NJ1000100-001

I want to:

Include Model Portfolios in scenario

Disinvest funds manually

Disinvest to reach Capital Gains Target (£)  
 2,990.86

Disinvest to reach Specific Proceeds Value (£)

Disinvest to dispose of a % of portfolio

Include Treasured Assets

Security	Current Holdings	Tax Adjusted Unit Cost	Tax Book Status	Current Price	Current Value	Sell Value	Sell Quantity	Gain / Loss	% Value Gain / Loss	<input checked="" type="checkbox"/> Include All
00PA.GB - BlackRock Continental European D Acc	9.630	51.8995	Verified	50.3909	485.26	100.00	1.984	0.00	-2.91%	<input checked="" type="checkbox"/>
FPES.IE - Vanguard (Ireland) Emerging Markets Stock Index GBP Acc	0.38	26.51579	Verified	258.0567	98.06	75.00	0.29	0.00	-1.94%	<input checked="" type="checkbox"/>
<b>Total</b>						<b>175.00</b>		<b>0.00</b>		

**Calculate**

Continue to dealing screens:  
 I have reviewed calculated scenario and want to continue to the dealing screens. Note you will be unable to proceed if the scenario contains model sells.

## Calculation options (continued)

### Disinvesting to reach a target

You can select from three ways to disinvest assets to reach a certain target.

1. **Disinvest to reach Capital Gains Target (£)** will use your capital gains calculation above.
2. **Disinvest to reach specific proceeds value (£)** lets you select a monetary value target to disinvest to.
3. **Disinvest to dispose of a % of portfolio** allows you select a percentage of your portfolio to be sold down.

You can then select how you disinvest your assets, by selling proportionally or from your maximum or minimum gainers.

Select the **'Calculate'** button. The tool will then calculate the trades at the bottom of the page, using the disinvestment strategy that you selected in the previous step.

Return to the top of the page and select 'save'.

The screenshot shows the 'For this Personal portfolio:' section of the tool. A dropdown menu is set to 'NJ1000100-001'. Under the heading 'I want to:', there are four radio button options: 'Include Model Portfolios in scenario' (checked), 'Disinvest funds manually', 'Disinvest to reach Capital Gains Target (£)', and 'Disinvest to reach Specific Proceeds Value (£)' (selected). Below the selected option is a text input field containing '200'. There is also an unselected option for 'Disinvest to dispose of a % of portfolio' with an empty text input field below it. Under the heading 'By...', there are three radio button options: 'Selling assets proportionally' (selected), 'Selling assets with maximum % gain first', and 'Selling assets with least % gain first'.

If you proceed with the sales calculated, you can tick the confirmation box at the bottom of the page and select **'Sales'** or **'Switches'**.

This will take your calculated trades to the sale/switch screen to be executed.

### Key message

Model portfolios can't be traded this way. Please follow the standard investment sell/switch journey for scenarios that include model portfolios.

**By...**

Selling assets proportionally

Selling assets with maximum % gain first

Selling assets with least % gain first


---


Include Treasured Assets


Security	Current Holdings	Tax Adjusted Unit Cost	Tax Book Status	Current Price	Current Value	Sell Value	Sell Quantity	Gain / Loss	% Value Gain / Loss	<input checked="" type="checkbox"/> Include All
00PA.GB - BlackRock Continental European D Acc	9.630	51.8995	Verified	50.3909	485.26	<input type="text" value="166.38"/>	<input type="text" value="3.302"/>	-4.98	-2.91%	<input checked="" type="checkbox"/>
FPE5.IE - Vanguard (Ireland) Emerging Markets Stock Index GBP Acc	0.38	263.1579	Verified	258.0567	98.06	<input type="text" value="33.62"/>	<input type="text" value="0.13"/>	-0.66	-1.94%	<input checked="" type="checkbox"/>
<b>Total</b>						<b>200.00</b>		<b>-5.64</b>		

**Continue to dealing screens:**

I have reviewed calculated scenario and want to continue to the dealing screens. Note you will be unable to proceed if the scenario contains model sells.

 03455 212 414

 [ask@nucleusfinancial.com](mailto:ask@nucleusfinancial.com)

 [nucleusfinancial.com](https://nucleusfinancial.com)

**For literature in alternative formats, such as Braille, large print, audio or E-text, please call us on 03455 212 414, or via the Typetalk service on 18001 03455 212 414.**

"Nucleus" is the trading name for Nucleus Financial Platforms Limited (NFPL) (registered in England, number 06033126), Nucleus Group Services Limited (NGSL) (registered in England, number 02538532); James Hay Services Limited (JHS) (registered in Jersey, number 77318); James Hay Administration Company Limited (JHAC) (registered in England, number 04068398); James Hay Pension Trustees Limited (JHPT) (registered in England, number 01435887); James Hay Wrap Managers Limited (JHWM) (registered in England, number 04773695); James Hay Wrap Nominee Company Limited (JHWNC) (registered in England, number 07259308); Nucleus Financial Services Limited (NFS) (registered in England, number 05629686). NFPL, NFS, NGSL, JHAC, JHPT, JHWM, JHWNC have their registered office at Suite B & C, First Floor, Milford House, 4355 Milford Street, Salisbury, SP1 2BP. JHS has its registered office at Aztec Group House, IFC6, The Esplanade, St Helier, Jersey, JE4 0GH. JHAC, JHWM and NFS are authorised and regulated by the Financial Conduct Authority. NFPL, NGSL, NFS, JHWM, JHPT, JHAC and JHS are members of a VAT group with VAT registration number 514 0358 80. All companies are wholly owned subsidiaries of NFPL. Further details of the Nucleus Group can be found at [nucleusfinancial.com](https://nucleusfinancial.com) (12/25)