

YOUR FUTURE SIPP

How to apply

How to guide

Your future, our focus.

curtisbanks.co.uk



How to apply for Your Future SIPP

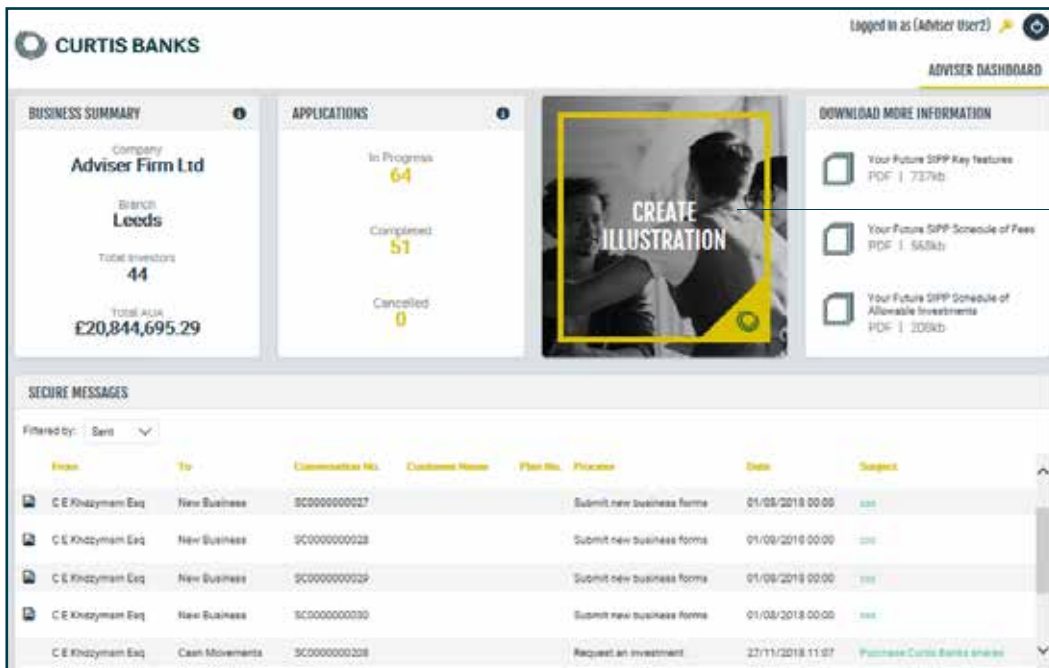
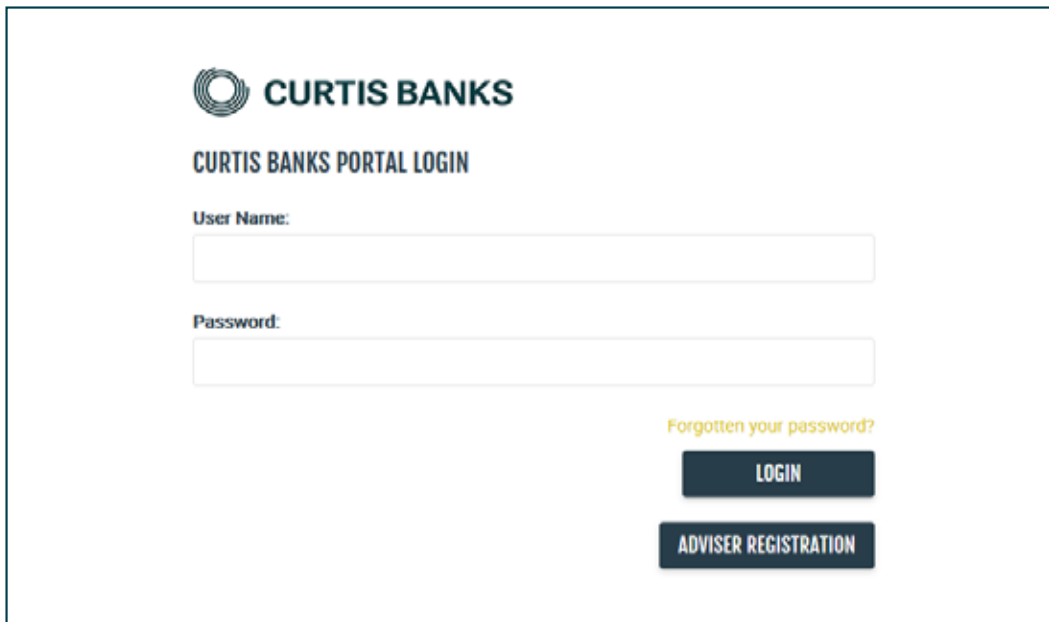
Terms of business

Our Terms of Business document must be signed and returned before attempting to apply for Your Future SIPP. Please contact our Business Development Executive team for instructions - call 01473 296 795 or email businessdevelopment@nucleusfinancial.com. Alternatively, please contact your Business Development Manager, whose contact details can be found on our sales map via our website.

Using the Your Future SIPP portal to apply for Your Future SIPP

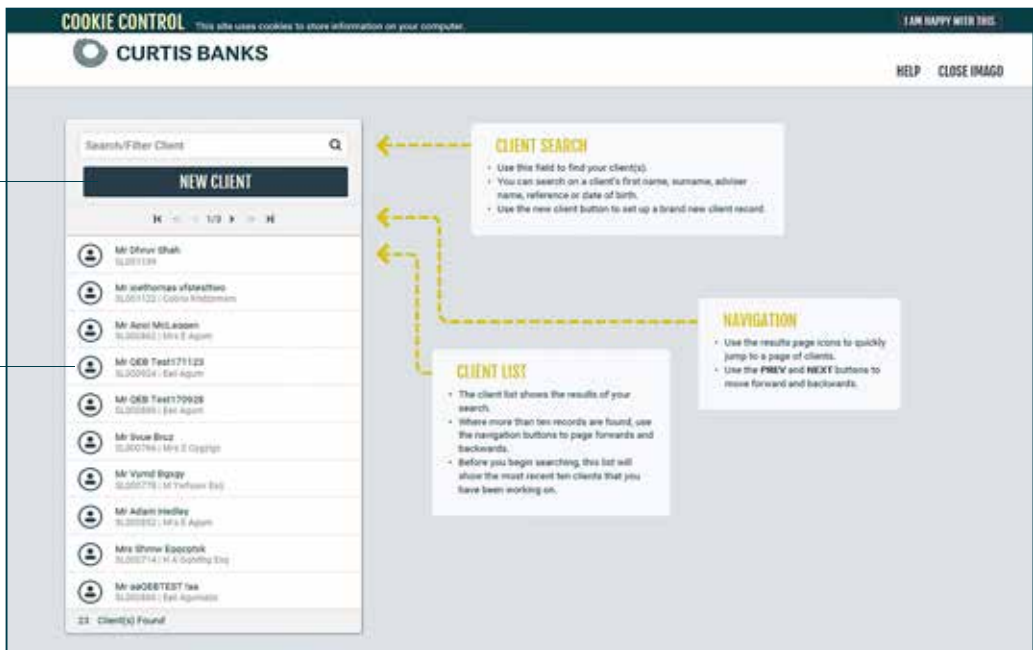
Login to the Your Future SIPP portal

To register for the Your Future SIPP Portal please refer to the [Getting set up on the Your Future SIPP Portal guide](#).



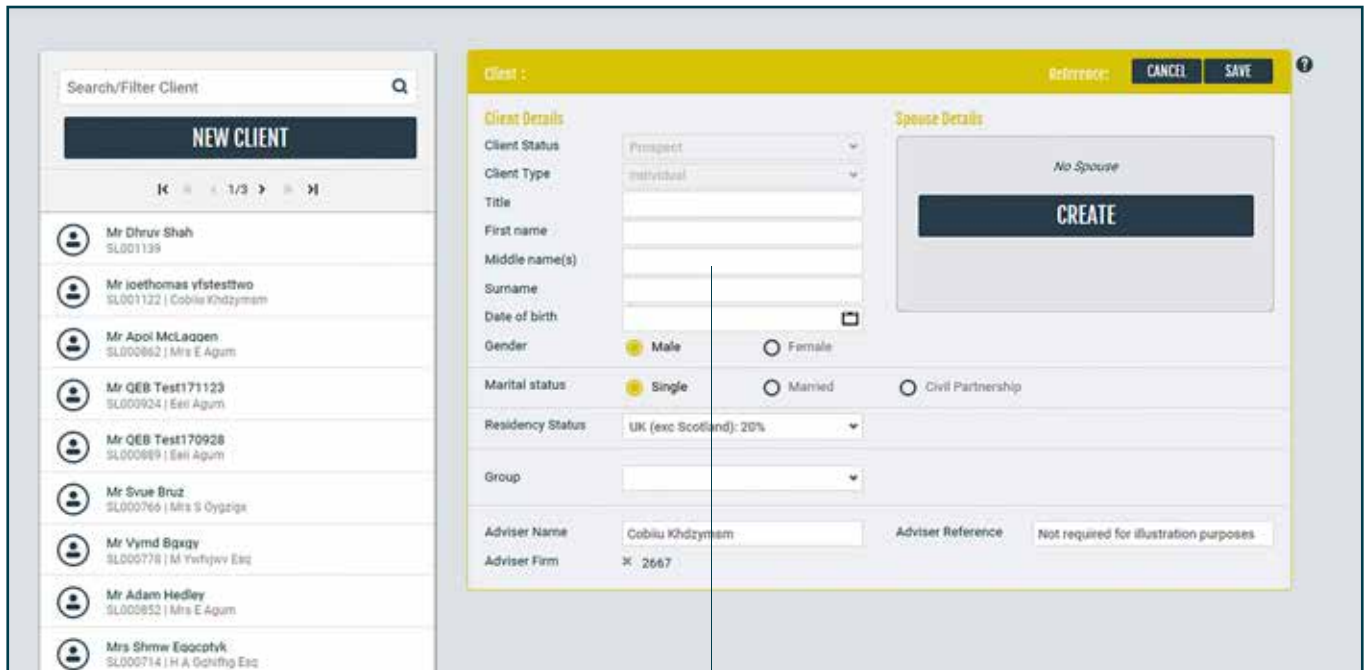
Once you have logged into the Your Future SIPP Portal, click the 'Create Illustration' button. You will be directed to our illustration creation service (IMAGO).

Login to the Your Future SIPP portal (continued)



From IMAGO select the 'New Client' button to create a new client.

If you would like to start an illustration for a previously created client, select them from the list.



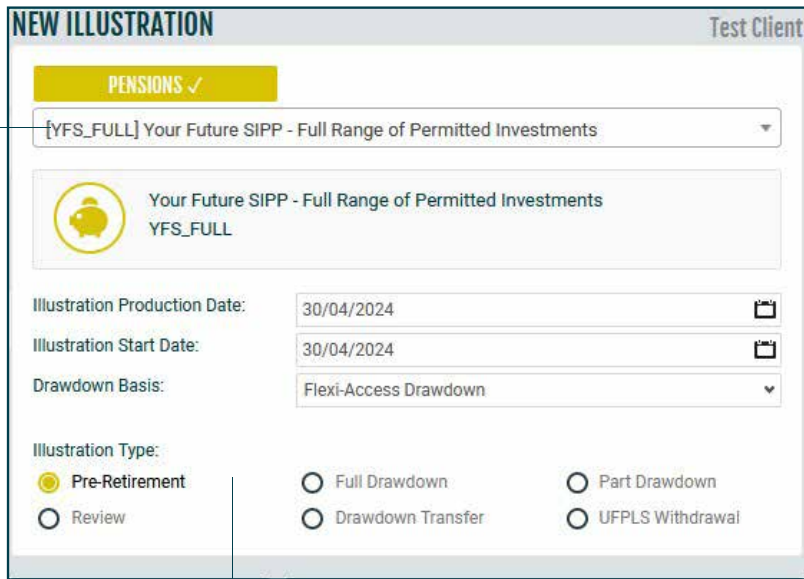
Please complete this section for the new client.

How to illustrate Your Future SIPP for a new client

Create your illustration



From your client's record, select New Illustration. Each illustration is given a unique reference.



Please select either Your Future SIPP - Using Investment Partners or Your Future SIPP - Full Range of Permitted Investments.

Please choose the illustration type, status and drawdown basis you wish to illustrate.

Please see our [How to Illustrate](#) guide for further details and instructions on how to illustrate within our portal.

Calculate, download and apply

Once you have entered the required details, click 'Calculate' to update the illustration information.

You can also download the illustration as a PDF by clicking 'View PDF'.

Once you are happy with the illustration and all the details are correct, please click on the 'Apply' button when you wish to apply for Your Future SIPP.

YOUR ILLUSTRATION

[SAVE](#) [CANCEL](#)

Reference: **YFS42564**

Product: Your Future SIPP - Using Investment Pa...

Type:

Status: ▼

Basis: ▼

Allowance: ▼

Illustration start date:

Illustration end date:

[ADVANCED / ANNUITY](#)

Illustration Results (select to view)

Final fund value £207,443	Deductions Year 1 £3,661
Final Tax-Free Cash £51,861	Reduction In Yield 1.38%

[COPY](#) [HISTORY](#) [SHOW PRINT OPTIONS](#)

[CALCULATE](#) [VIEW PDF](#)

[APPLY](#)

Once you have clicked 'Apply', you will be redirected back into the Your Future SIPP Portal to complete our Application Form.

Application form

APPLICATION FORM

START

Before completing this application, please be aware of the following prerequisites:

- Terms of Business must have been signed by your Adviser firm
- The client must have a valid email address to complete digital signing

If another person is signing on behalf of the client, for example if the client is under 18 or incapable of managing their own affairs, a paper application form will need to be completed instead.

Illustration reference
42564

Please check that you have applied using the correct illustration as this information will be inserted into the application form. The illustration reference is above.

If any of the following apply, you will need to complete the additional form shown as part of the application:

Take as UFPLS immediately	UFPLS Application Form
Invest in property	Property Form
Invest via a third party investment firm	Where needed an application form from the investment manager, stockbroker or platform
Invest in directly held investments	Relevant form from the provider of the investment and written instruction

The first page of the application will pull through relevant sections and information based on your illustration. It will also tell you if there is any additional documentation we will require from you and provide links where relevant. Please open these links to download each form or make a note of these forms as you go, as the links will not be available at the end of the application. Forms and literature can be found on our website, www.curtisbanks.co.uk.

Transfer In - Crystallised funds

Transfer In - Uncrystallised funds

Cash

In-specie

Contributions

Please note:

For **cash transfers in** we will request cash transfers using the Origo 'Options Transfer' Service where available. If you would prefer us not to use the Origo 'Options Transfer' Service or if the transferring scheme does not use the Origo 'Options Transfer' Service, please indicate this when submitting your application form and provide us with any discharge forms required by the transferring scheme.

For **in-specie transfers in** we will require the relevant discharge forms for each in-specie transfer, as we are unable to use the Origo 'Options Transfer' Service for these transfers. Please send us a completed [In-Specie Transfer Schedule](#). Alternatively you can provide a valuation in your own format, which includes all of the information required by the schedule. If the in-specie transfer contains property then please send us a completed [Property form](#).

The first page of the application will also pull through the relevant transfer details and information based upon your illustration. It will also tell you if there are any additional transfer documents that we require.

You can complete an application form with both uncrystallised and crystallised transfers. You will need to illustrate both transfers separately, select either illustration to apply from, then on the start page tick the type of transfer that isn't shown on the illustration along with cash or in-specie where applicable.

Please note: if you have created separate illustrations for uncrystallised and crystallised transfers and the crystallised plan is no longer being transferred to Curtis Banks, please do not apply for Your Future SIPP using the drawdown transfer illustration.

Please be aware that your adviser charges may need to be adjusted since these will be populated from the illustration which you have applied from.

Application form (continued)

How does your client want to invest their funds?

- Trade using an investment manager, execution only stockbroker or platform?
- Trade directly with fund providers
- Commercial property purchase

Please indicate if your client wishes to do any of the following with their new plan:

- Immediately crystallise all or part of the new pension fund and go into flexi-access drawdown
- Immediately take an Uncrystallised Funds Pension Lump Sum
- Death benefits -- specify how benefits should be allocated on death

If your client wishes to do any of the above as part of their Your Future SIPP application, please ensure you select the relevant tick box.

You can now apply for flexi access drawdown via the application form. Select **Immediately crystallise all or part of your pension funds and go into flexi access drawdown** on the start page. You will need to complete all the relevant fields on this page of the application and there no requirement to complete a separate benefit request form.

Residency:

- Confirm UK resident + not US citizen *

Application signing method *

- E-signing
- Wet Signature

START

On the start page you will need to tick the box to confirm that your client is a UK resident and not a US citizen.

You will also need to select your **Signing Method**. This is where you will choose how you and your client will sign our application forms: either as e-signing or as a wet signature.

Once you have completed the first page, please click through and complete each section of the application. Some information will be pre-populated based on the illustration.

Validation phase

On the last page you will see a 'Checklist' summarising the additional information you will need to send to us, based on the information you have provided in the application and illustration. If there are no additional requirements the summary page will be blank.

Click 'Back' to amend any selections made on the application form.

Click 'Submit' to finalise the application.

APPLICATION FORM

SUMMARY

CHECKLIST

- ✈ Trading directly with fund providers: Please provide the appropriate investment application forms.
- ✈ Commercial property purchase: Please send us a completed Property form.

[BACK](#) [SUBMIT](#)

Once you click 'Submit', what you see next will depend on the signing method you selected on the first page of the application.


Electronic signature

If you selected 'e-signing', you and your client will receive emails instructing you to complete and sign your documents using Adobe Sign.



Wet signature

If you selected 'wet signature', you will need to go to your list of completed applications and click on the 'page' icon on the right hand side of the table:

Status
Completed 

You will then see a PDF of the documents you and your client need to sign. Please print and obtain relevant signatures - both adviser and client signatures are required.

You can scan and attach the signed documents to a 'Secure Message' on the Your Future SIPP Portal. Please refer to the How to use Secure Messaging on the YFS Portal guide for further details on Secure Messaging. Alternatively you can post the documents to us.

Sign and date all declarations on the form

If any declarations on the form haven't been signed and dated, we will return the application form to you to complete.

You must sign and date the **Adviser's declaration and signature** section. If you are charging a fee, you must also sign the **adviser declaration** section of the Terms of Business document.

Your client must sign the **client's declaration** (including **adviser remuneration** section of the application form). They will then be directed to a question regarding marketing consent.

Provide the original copy of the form

If you are sending your client's application form via post, please send us the original copy or attach it to a Secure Message. We are unable to set up the SIPP without the original copy.

Identity verification requirements

Clients

Our clients' identity verification checks are completed online. However, if we come across any problems, we will contact you.

Employers and third parties

If an employer or third party will be making contributions into the SIPP, please send a completed Identity Verification Form for the employer or third party with the application form by secure message or post. You can download the form you need from www.curtisbanks.co.uk.

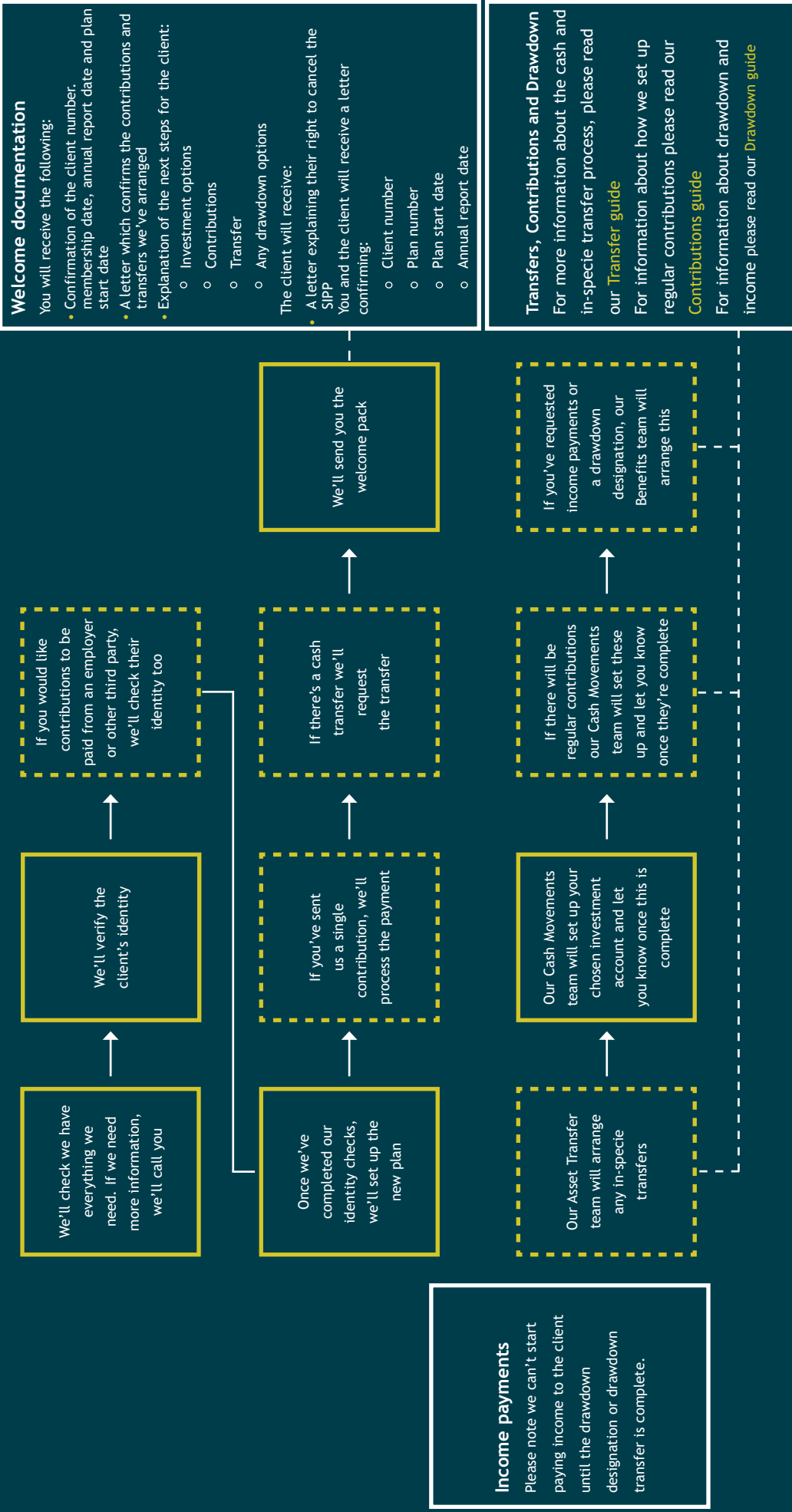


When we receive your forms our New Business Team will set up Your Future SIPP

Opening Your Future SIPP

New Business | 0370 414 7000

newapplications@suffolklife.co.uk | Luke Nolloth - Team Manager



For literature in alternative formats, such as Braille, large print, audio or E-text, please call us on 0370 414 7000, or via the Typetalk service on 18001 0370 414 7000.

Curtis Banks Pensions,
153 Princes Street,
Ipswich, IP1 1QJ

T 0370 414 7000
F 0370 414 8000
curtisbanks.co.uk

Call charges will vary. We may record and monitor calls.

"Curtis Banks" is the trading name of Curtis Banks Group Limited (CBGL) (registered in England, number 07934492), Curtis Banks Limited (CBL) (registered in England, number 06758825), Suffolk Life Pensions Limited (SLPL) (registered in England, number 01180742), Suffolk Life Trustees Limited (SLT) (registered in England, number 06341296), Suffolk Life Annuities Limited (SLAL) (registered in England, number 01011674), SLA Property Company Limited (SLAPC) (registered in England, number 01203396), Tower Pension Trustees (S-B) Limited (TPTSB) (registered in Scotland, number SC340871), Bridgewater Pension Trustees Limited (BPTL) (registered in England, number 03821053), SPS Trustees Limited (SPST) (registered in England, number 08312411), Colston Trustees Limited (CTL) (registered in England, number 06867955), Montpellier Pension Trustees Limited (MPTL) (registered in England, number 05802677), Temple Quay Pension Trustees Limited (TOPTL) (registered in England, number 05679427), Tower Pension Trustees Limited (TPTL) (registered in England, number 02178783), Crescent Trustees Limited (CrTL) (registered in England, number 03915165).

"Curtis Banks Pensions" is the trading name of SLPL.

CBGL, CBL, TPTSB, BPTL, SPST, CTL, MPTL, TOPTL, TPTL, CrTL have their registered office at Suite B & C, First Floor, Milford House, 43-55 Milford Street, Salisbury, SP1 2BP. SLPL, SLT, SLAL, SLAPC have their registered office at 153 Princes Street, Ipswich, Suffolk, IP1 1QJ. CBL and SLPL are authorised and regulated by the Financial Conduct Authority. SLAL is authorised as an insurance company authorised by Prudential Regulation Authority (PRA) and regulated by the FCA and PRA. CBGL, CBL, SLPL, SLT, SLAL and SLAPC are members of a VAT group with VAT registration number 514 0358 80.

All companies are wholly owned subsidiaries of Nucleus Financial Platforms Limited (registered in England, number 06033126) whose registered office is at Suite B & C, First Floor, Milford House, 43-55 Milford Street, Salisbury, SP1 2BP, and are members of the Nucleus Group. Further details of the Nucleus Group can be found at nucleusfinancial.com. (12/25)

SL138.202605
May 2026

